

CAST IRON DOUBLE SIGHT GLASS C 164**MAIN CHARACTERISTICS**

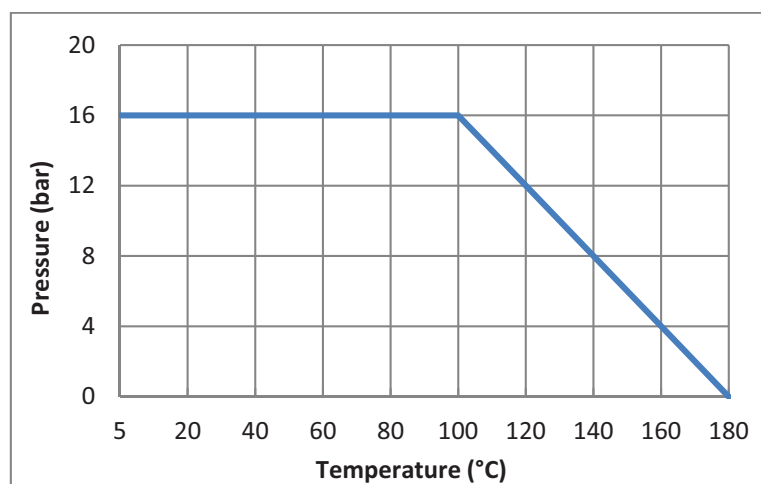
The cast iron double sight glass C 164 is intended for the visual control of the flow of the fluids in pipes. Made in cast iron, it is particularly intended for the controls of the flow of the condensate downstream to the steam trap of steam loop. The type to double glass, C164 is double sight glass and is provided with chicanes allowing to create turbulences which improve the visibility of the flow.

**AVAILABLE MODELS**

DN 15 to DN 200
Connecting with flanges PN 16 raised face.

LIMITS OF USE

PS fluid :	16 Bar
TS fluid :	+5 °C / +180 °C

**REGULATIONS AND STANDARD OF CONSTRUCTION**

ITEM	Standard	NB
P.E.D 97/23	DN 15 to 25 : excluded	
	DN 32 to 250 : category II	1115
Materials of cast iron	EN 1503-3	
Flange	EN 1092-2	
Face to Face dimensions	EN 558-1-serial 1	

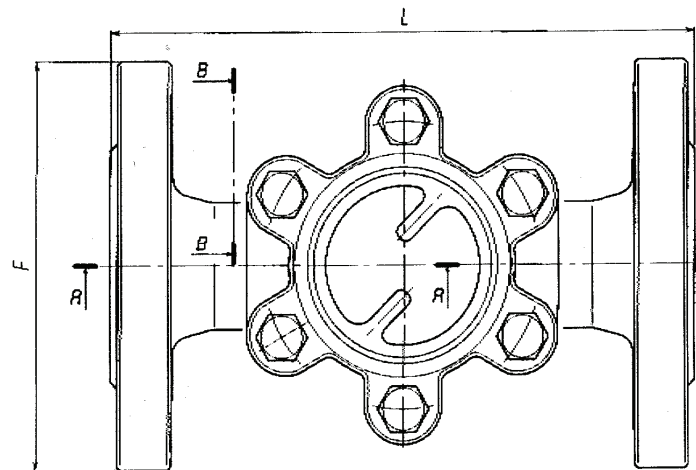
**CHRYSSAFIDIS**

Nbr. pages	1/3
Ref.	FT2225 ENG
Rev.	02
Date	03/14

CAST IRON DOUBLE SIGHT GLASS C 164

DIMENSIONS (mm) AND CONNECTIONS

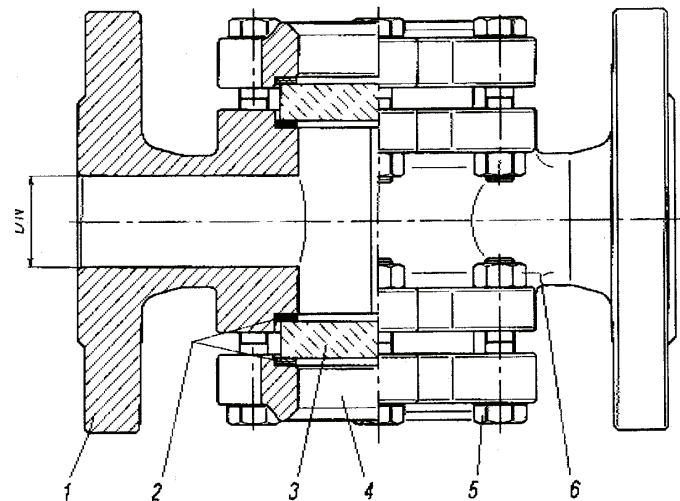
DN	L	F	Drillings Nbr.	Weight (Kg)
15	130	95	4	2,9
20	150	105	4	3,5
25	160	115	4	4
32	180	140	4	6
40	200	150	4	6,5
50	230	165	4	9
65	290	185	4	15
80	310	200	8	17,7
100	350	220	8	24,9
125	400	250	8	Please consult
150	480	285	8	
200	600	340	12	



CONSTRUCTION

N°	Item	Qty	Material
1	Body	1	Cast iron EN-GJL-250
2	Glass gasket	4	Fiber
3	Glass	2	Soda lime
4	Cover	2	Cast iron EN-GJL-250
5	Screw	*	Steel 8.8
6	Nut	*	Steel 8.8

* Following DN



INSTALLATION

The controller can be installed in any position. For steam trap working by discharge, please respect a length of 1 meter between the trap and the sight glass to avoid a thermal shocks on the glass.

MOUNTING

- 1 - Verify the adequacy of the device to its use.
- 2 - Choose flanges gaskets adapted to the conditions of use.
- 3 - Present the sight glass between the flanges of the piping so that the glasses are visible for the operators.
- 4 - Insert the flanges gaskets.
- 5 - Insert screws into the holes of flanges and tighten the nuts.
- 6 - Put into service.



	Nbr. pages	2/3
	Ref.	FT2225 ENG
	Rev.	02
	Date	03/14

CAST IRON DOUBLE SIGHT GLASS C 164

MAINTENANCE

- 1 - Before any intervention, shut off the pipe upstream and downstream.
- 2 - Depressurize and drain the pipe.
- 3 - Wait for its complete cooling at room temperature.
- 4 - Carry the necessary safety equipments for this type of intervention (gloves and glasses).
- 5 - Put down the cover and remove the glass.
- 6 - Clean the internal parts.
- 7 - Verify the state of the glass, detect any starting of corrosion or possible erosion and change it necessary.
- 8 - Put back the installation in service.

SPARE PARTS

Kit C164 (1 Glace – 2 Joints)			
DN	∅	Thickness (mm)	Code
15	59,8	9,8	981018
20	59,8	9,8	
25	59,8	9,8	
32	65,4	11,9	981019
40	65,4	11,9	
50	80	14,8	981020
65	109,5	18,7	981021
80	109,5	18,7	
100	136	23	981022



CHRYSSAFIDIS

	Nbr. pages	3/3
	Ref.	FT2225 ENG
	Rev.	02
	Date	03/14