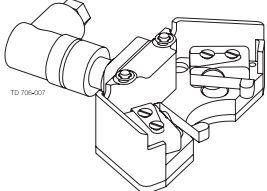
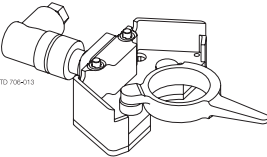
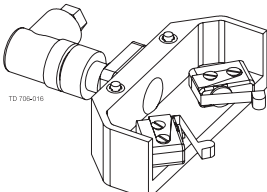
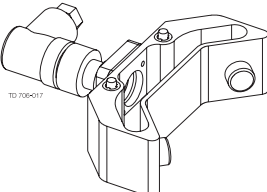
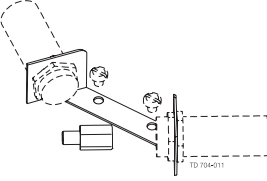


Indication Units for LKLA (LKB) ø85/Handle 1.1
 Indication Units for LKLA (LKB) ø133
 Product code: 5415

**ΜΟΝΑΔΑ ΟΡΙΟΔΙΑΚΟΠΤΩΝ
 ΠΝΕΥΜΑΤΙΚΩΝ ΕΝΕΡΓΟΠΟΙΗΤΩΝ**

Item No.	RCPL EUR	Specification	Size		Micro switch unit* for LKLA ø85
			LKB for DN/OD	LKB-2 for DN	
9612-5107-02	178	24-55 (110) VDC/VAC Load: Min. 100 mA Max. 1A Signal output: On/off, digital	25-101.6	25-100	
* NOTE! The micro switch units are not earthed and should therefore not be used for voltage above 55 V.					
Hall prox. switch unit for LKLA ø85					
9612-5106-11	158	Signal output: On/off, digital NPN (yellow) 5-24 VDC	25-101.6	25-100	
9612-5106-12	158	NPN (yellow) 5-24 VDC Max. load: 10 mA		125-150	
9612-5106-15	199	PNP (green) 5-24 VDC	25-101.6	25-100	
9612-5106-16	199	PNP (green) 5-24 VDC Max. load: 15 mA		125-150	
9612-5106-13	223	PNP (grey) 20-30 VDC	25-101.6	25-100	
9612-5106-14	223	PNP (grey) 20-30 VDC Max. load: 15 mA		125-150	
Micro switch unit* for LKLA ø133					
9612-5109-02	240	Signal output: On/off, digital 24-55 (110) VDC/VAC Load: Min. 100 mA Max. 1A	101.6	100-150	
* NOTE! The micro switch units are not earthed and should therefore not be used for voltage above 55 V.					
Hall prox. switch unit for LKLA ø133					
9612-5108-07	222	Signal output: On/off, digital NPN (yellow) 5-24 VDC Max. load: 10 mA	101.6	100-150	
9612-5108-06	262	PNP (green) 5-24 VDC Max. load: 15 mA	101.6	100-150	
9612-5108-05	290	PNP (grey) 20-30 VDC Max. load: 15 mA	101.6	100-150	
Indication unit without inductive sensors for LKLA ø133					
9612-5529-01	37	ø12	101.6	100-150	
9612-5529-02	37	ø18	101.6	100-150	

For further information - please see PD-sheet.

