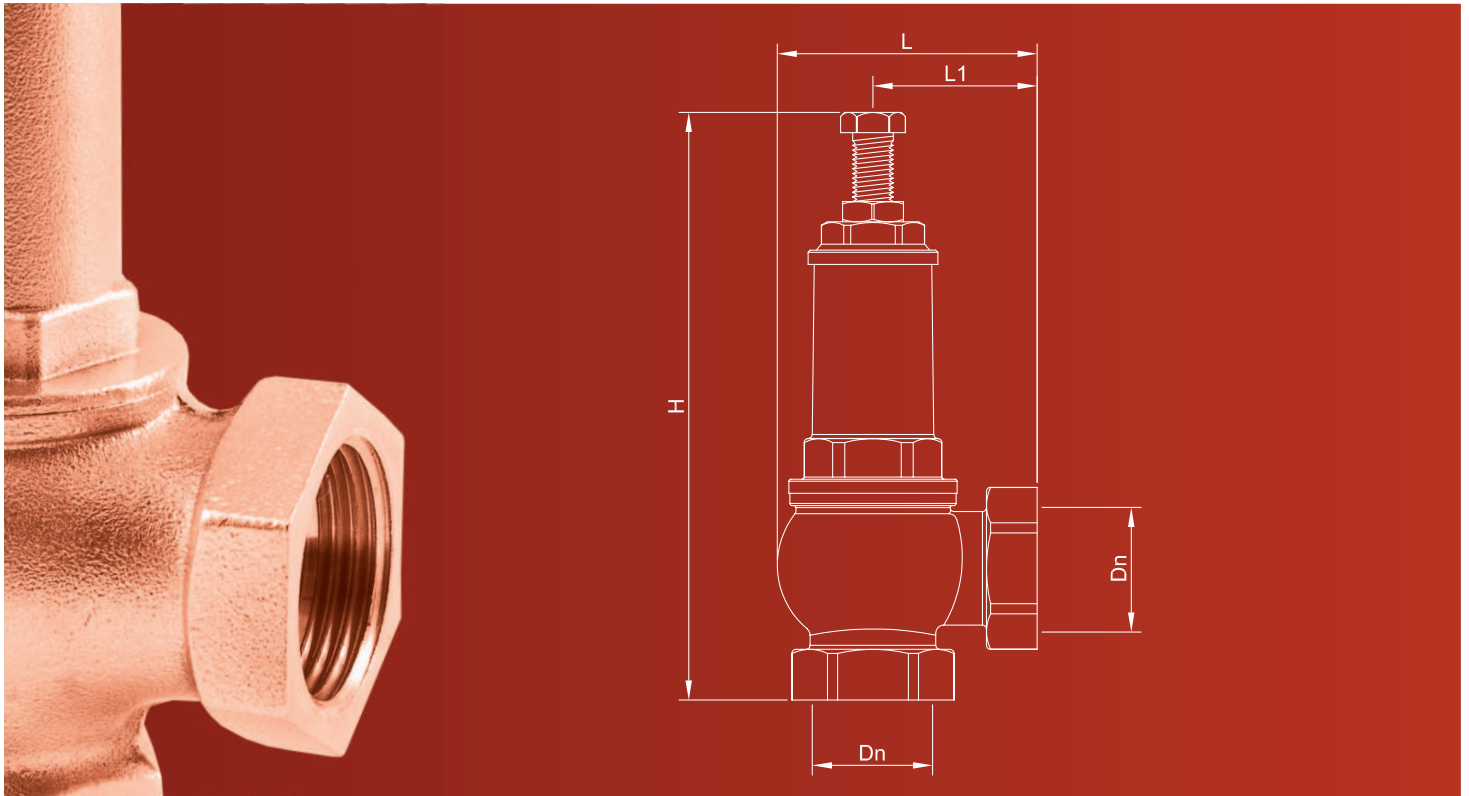


**1811.0 • 3/8"-3"****ΒΑΛΒΙΔΕΣ ΑΣΦΑΛΕΙΑΣ ΓΩΝΙΑΚΕΣ****1821.0 • 3/8"-3"****1831.0 • 3/8"-3"**

ADJUSTABLE PRESSURE RELIEF VALVES CE WITH CONVEYABLE DISCHARGE CE  
MARKED

IN COMPLIANCE WITH DIRECTIVE PED 97/23/EC - CAT I

CONNECTIONS: FEMALE-FEMALE



#### FEATURES

Dn	L	L1	H
3/8"	45	28.5	115
1/2"	56	35.5	122
3/4"	64	39.5	149
1"	76	47	163
1"1/4	90	56	192
1"1/2	100	63	218
2"	124	75	247
2"1/2	135	79.5	280
3"	145	84.5	293




1811.0 • 3/8"-3"

1821.0 • 3/8"-3"

1831.0 • 3/8"-3"

ADJUSTABLE PRESSURE RELIEF VALVES CE WITH CONVEYABLE DISCHARGE  
CE MARKED  
IN COMPLIANCE WITH DIRECTIVE PED 97/23/EC - CAT I

CONNECTIONS: FEMALE-FEMALE



#### HYDRAULIC FEATURES

The CE marked pressure relief valve with conveyed discharge is a self-regulating valve capable of maintaining the pressure of the system (P) constant within a specified range, using the energy of the fluid, conveyed and discharged, and regulating the position of the obturator. Force is applied directly to the obturator by a spring (direct action). Once the reference point for pressure P is established, the pressure relief valve automatically adjusts itself by either increasing or decreasing the flow section, and thus the discharge capacity, in order to keep the system's pressure constant. In case the system's pressure drops below the reference pressure P, the pressure relief valve will close automatically. The discharge side of the body can be conveyed and therefore it is perfect for use only with fluids, gas and steam (Group I - if compatible). This valve satisfies the essential safety requirements stipulated in the EU Pressure Equipment Directive (PED) 97/23/EC.

#### TECHNICAL FEATURES

<b>Pressure:</b>	
Maximum allowable working pressure (PN)	16 bar
Preset nominal pressure (P <sub>nr</sub> ) is adjustable in the field from 0.5 to 16 bar (When ordering, please indicate whether preset pressure surpasses 10 bar)	
Minimum accumulation pressure	- 5%
Overpressure	10%
Reclosing value	20%
<b>Threading:</b>	
Pipeline connections: Threads according to ISO 228/1	
<b>Requirements and tests as per:</b>	
Type test :	
Operating performance	Test P20 - EN 12266-2
Shell strength	Test P10 - EN 12266-1
Acceptance test:	
Seat tightness	Test P12 - EN 12266-1



PED OPERATING LIMITS

Code	Obturator Material	Max. allowable Pressure PS	Max. allowable Temperature TS	PED Risk Category	PED Evaluation Procedure	PED supervisory body	Acceptable Fluids
1811	Brass	16 Bar	from 0° to 220 °C	I	Module A	n.a.	S-L Group I* and II)
1821	SBR Rubber	16 Bar	from 0° to 70 °C	I	Module A	n.a.	L Group I* and II
1831	PTFE®	16 Bar	from 0° to 180 °C	I	Module A	n.a.	L-G-S Group I* and II

L: Liquids - G: Gas - S: Steam

\* Compatibility to substances belonging to "Group I" is limited and requires to be approved by Officine Rigamonti S.p.A.

This pressure release valve is not a "safety accessory", but rather a "pressure accessory" as defined in Article 1, Section 2.1.4 of EU Directive 97/23/EC, and further specified in Article 3, Section 1.4; classified in Annex III, Section 3. Devices of this sort can in exceptional cases be used for a specific safety function, especially if the downstream system is not protected otherwise, within the limits of the relevant risk class.

DESIGN

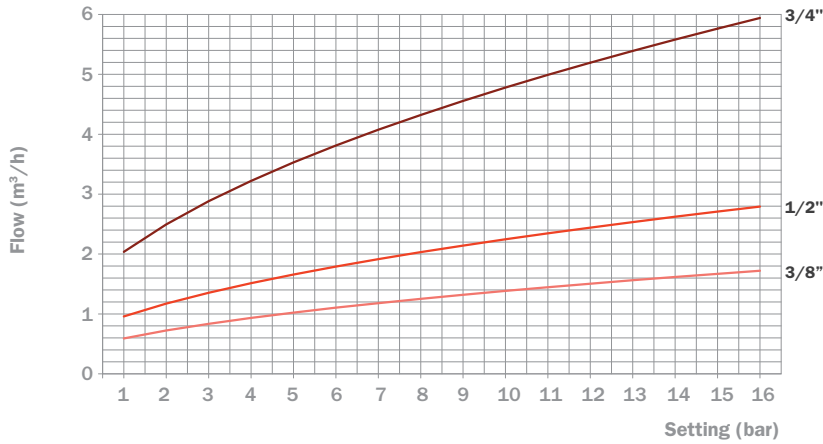
Cast Brass body dimensions 3/8"-2" EN1982-CB753S  
 Cast bronze body dimensions 2"1/2-3" EN1982-CB491K  
 Brass bonnet dimensions 3/8"-1"1/2 EN12165-CW617N  
 Cast brass bonnet dimension 2" EN 1982-CN753S  
 Cast bronze bonnet dimensions 2"1/2-3" EN1982-CB491K  
 Other components in brass EN 12164 - CW614N  
 Metal seat: obturator in brass EN 12165 - CW617N  
 Rubber seat: obturator gasket in NBR elastomer  
 PTFE seat: obturator gasket in pure PTFE  
 Sm GALVANIZED STEEL spring - EN 10270-1

PRODUCT CODES

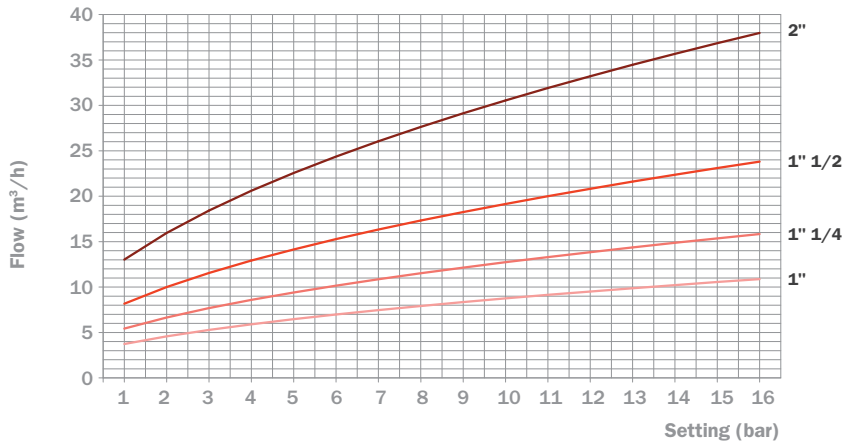
Metal seat product codes		Rubber seat product codes		PTFE seat product codes	
1811.012	metal seat 3/8" F/F	1821.012	rubber seat 3/8" F/F	1831.012	PTFE seat 3/8" F/F
1811.015	metal seat 1/2" F/F	1821.015	rubber seat 1/2" F/F	1831.015	PTFE seat 1/2" F/F
1811.020	metal seat 3/4" F/F	1821.020	rubber seat 3/4" F/F	1831.020	PTFE seat 3/4" F/F
1811.025	metal seat 1" F/F	1821.025	rubber seat 1" F/F	1831.025	PTFE seat 1" F/F
1811.033	metal seat 1"1/4 F/F	1821.033	rubber seat 1"1/4 F/F	1831.033	PTFE seat 1"1/4 F/F
1811.042	metal seat 1"1/2 F/F	1821.042	rubber seat 1"1/2 F/F	1831.042	PTFE seat 1"1/2 F/F
1811.050	metal seat 2" F/F	1821.050	rubber seat 2" F/F	1831.050	PTFE seat 2" F/F
1811.066	metal seat 2"1/2 F/F	1821.066	rubber seat 2"1/2 F/F	1831.066	PTFE seat 2"1/2 F/F
1811.080	metal seat 3" F/F	1821.080	rubber seat 3" F/F	1831.080	PTFE seat 3" F/F



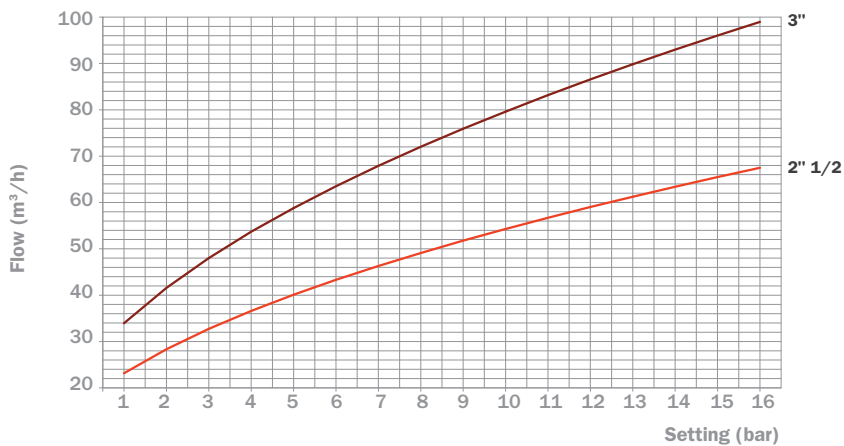
DISCHARGING FLOW H<sub>2</sub>O - 1811.0-1821.0-1831.0 3/8" ÷ 3/4"



DISCHARGING FLOW H<sub>2</sub>O - 1811.0-1821.0-1831.0 1" ÷ 2"



DISCHARGING FLOW H<sub>2</sub>O - 1811.0-1821.0-1831.0 2 1/2" ÷ 3"

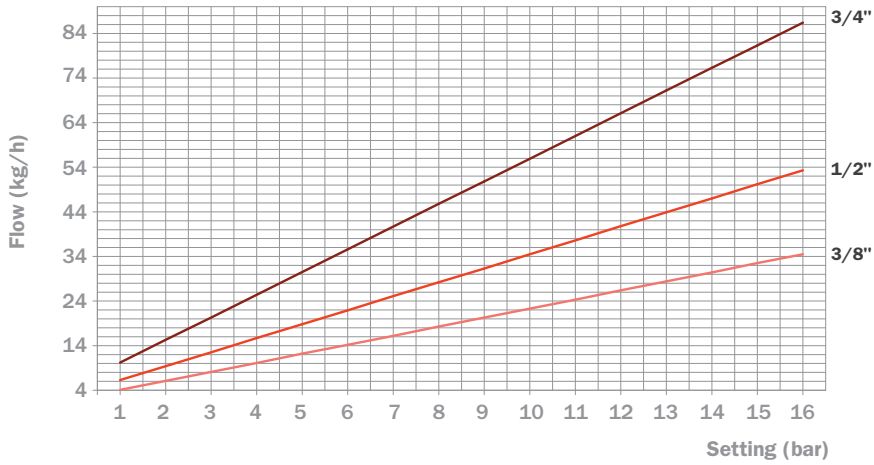


**CHRYSSAFIDIS**

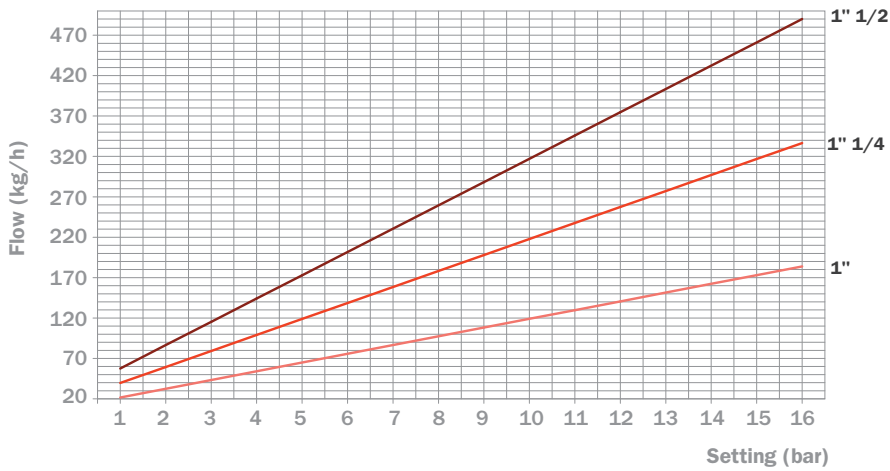


All informations included in this catalogue, technical features, drawings and descriptions, are not binding and might be subject to variation at any time, without any forwarning. Any reproduction, even partially, is forbidden and legally pursuable.

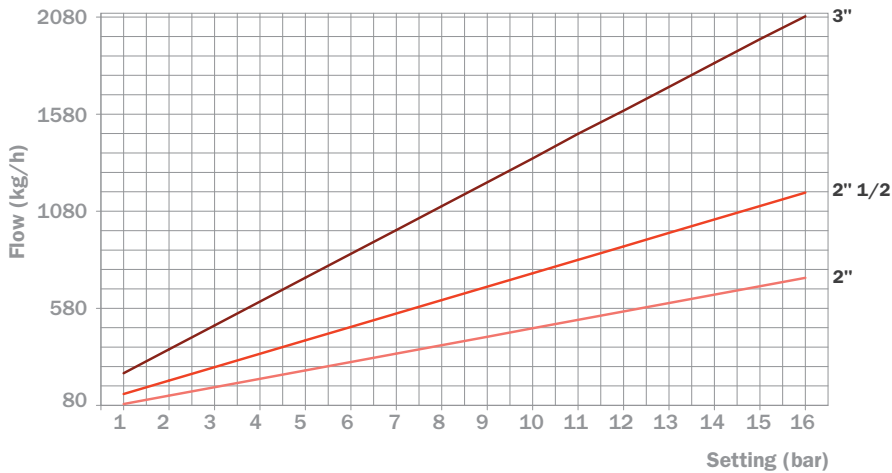
DISCHARGING FLOW GAS - 1831.0 3/8" ÷ 3/4"



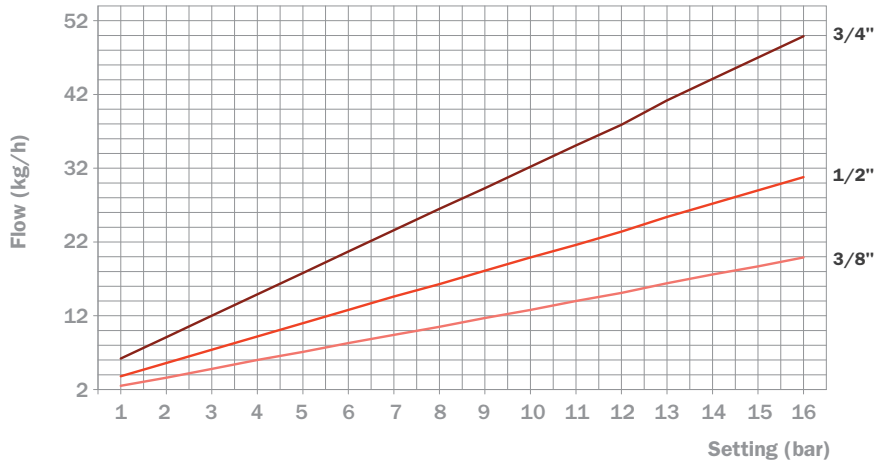
DISCHARGING FLOW GAS - 1831.0 1" ÷ 1 1/2"



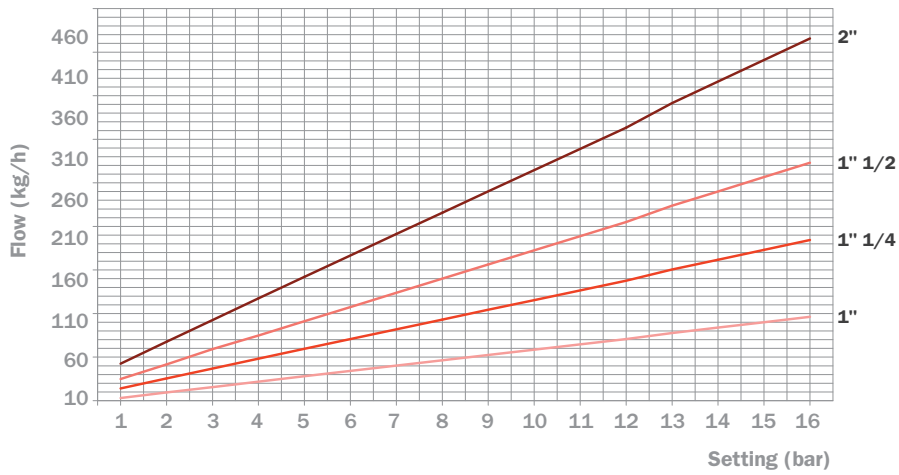
DISCHARGING FLOW GAS - 1831.0 2" ÷ 3"



DISCHARGING FLOW STEAM - 1811.0-1831.0 3/8"÷3/4"



DISCHARGING FLOW STEAM - 1811.0-1831.0 1"÷2"



DISCHARGING FLOW STEAM - 1811.0-1831.0 2 1/2"÷3"

