



CHRYSSAFIDIS

valve cimberio

CIM 641

QUICK CONNECTION FEMALE/IRON

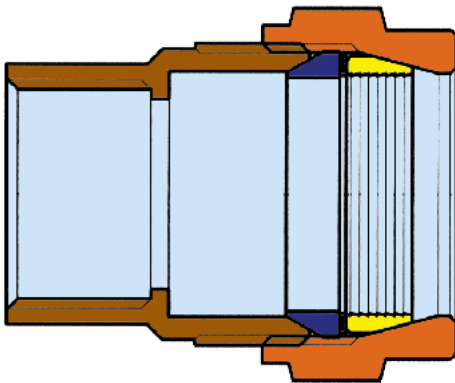
ΡΑΚΟΡ ΤΕΧΝΙΚΗΣ ΣΥΣΦΙΓΞΗΣ
(ΤΑΧΥΣΥΝΔΕΣΜΟΙ) ΟΡΕΙΧΑΛΚΙΝΑ



SERVICE RECOMMENDATIONS :

The Cim 641 fittings can be used in a wide range of plants, in any industrial and agricultural application: heating plants, sanitary system, plumbing services, waterworks, steam, gasoline networks, petroleum and other hydrocarbons.

CROSS SECTION

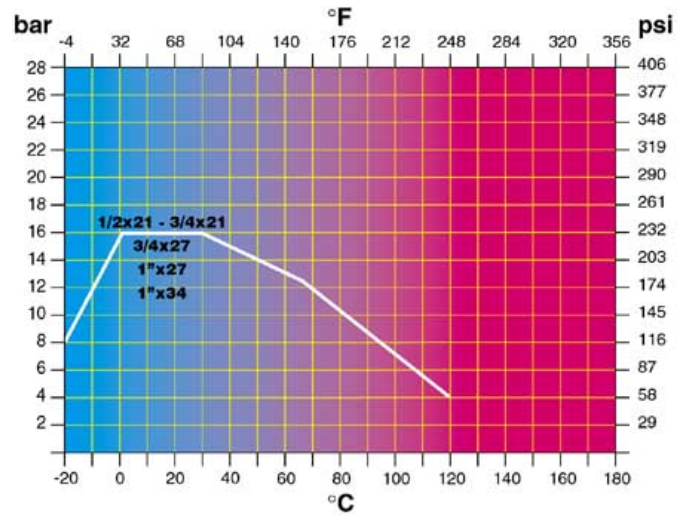


FITTING :	HOT FORGED BRASS EN12165 CW 617N
PACKING :	EPDM
SPINDLE :	MACHINED FROM DRAWN BRASS BAR EN12164 CW 614N
OLIVE FOR IRON TUBE :	STEEL
BONNET :	HOT FORGED BRASS EN12165 CW 617N



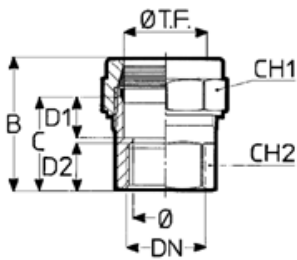
CHRYSsafidis

PRESSURE TEMPERATURE RATINGS



Pressure / temperature ratings
 1 bar = 14,5 p.s.i.
 $^{\circ}\text{C} = 5/9 (^{\circ}\text{F}-32)$
 $^{\circ}\text{F} = 32+9/5 ^{\circ}\text{C}$

TECHNICAL DRAWING



DN	1/2	3/4	3/4	1"	1"
Ø T.F.	21	21	27	27	34
Ø mm.	16	20	22	25	27
Grms.	120	130	165	190	240
B	46	48	51	54	55,5
C	31,5	33,5	34,5	37	38
D1	15	15	16	16	17
D2	14,5	16,5	16,5	19	19
CH1	32	32	39	39	47
CH2	25	30	30	38	38

Connection:
 ISO 7 RP/ Steel pipe