



CHRYSSAFIDIS

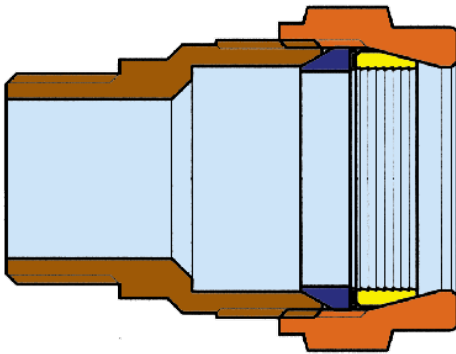
valve
cimberio

CIM 642**QUICK CONNECTION MALE/IRON**

ΡΑΚΟΡ ΤΕΧΝΙΚΗΣ ΣΥΣΦΙΓΞΗΣ
(ΤΑΧΥΣΥΝΔΕΣΜΟΙ) ΟΡΕΙΧΑΛΚΙΝΑ

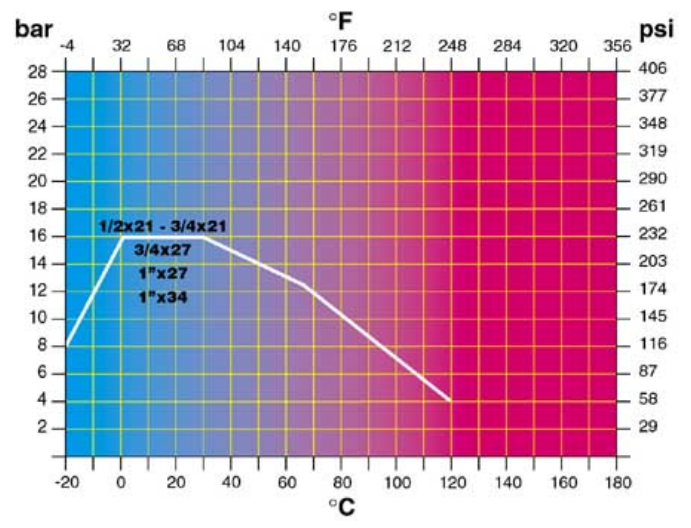
**SERVICE RECOMMENDATIONS :**

The Cim 642 fittings can be used in a wide range of plants, in any industrial and agricultural application: heating plants, sanitary system, plumbing services, waterworks, steam, gasoline networks, petroleum and other hydrocarbons.

CROSS SECTION

FITTING :	HOT FORGED BRASS EN12165 CW 617N
PACKING :	EPDM
SPINDLE :	MACHINED FROM DRAWN BRASS BAR EN12164 CW 614N
OLIVE FOR IRON TUBE :	STEEL
BONNET :	HOT FORGED BRASS EN12165 CW 617N

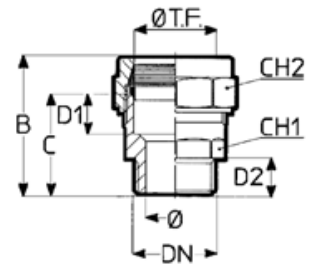
PRESSURE TEMPERATURE RATINGS



Pressure / temperature ratings
 1 bar = 14,5 p.s.i.
 $^{\circ}\text{C} = 5/9 (^{\circ}\text{F}-32)$
 $^{\circ}\text{F} = 32+9/5 ^{\circ}\text{C}$

TECHNICAL DRAWING

DN	1/2	3/4	3/4	1"	1"
Ø T.F.	21	21	27	27	34
Ø mm.	15	20	20	25	25
Grms.	125	135	175	200	260
B	50	50,5	56	55	60
C	35,5	36	39	38	42
D1	15	16	16	16	17
D2	14	14	14	15	15
CH1	25	30	30	36	38
CH2	32	32	39	39	47



Connection:
 ISO 228/ Steel pipe

© Cimberio S.p.A. Last update : 02/02/2005 Rev. : 7